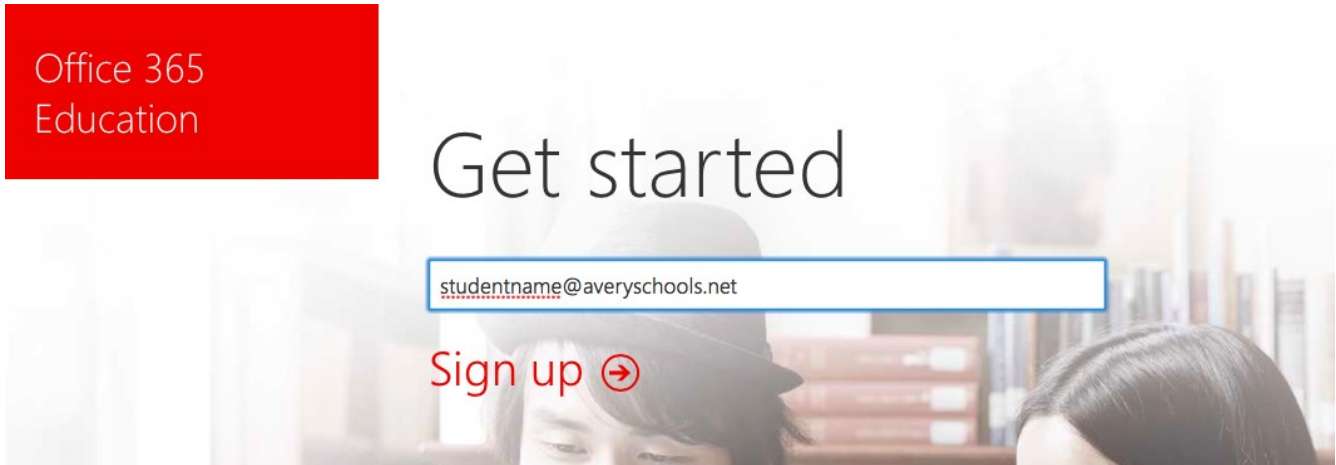
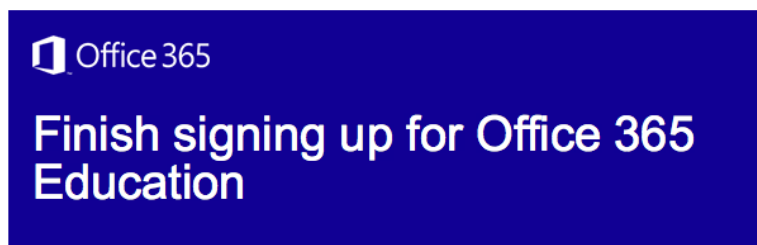
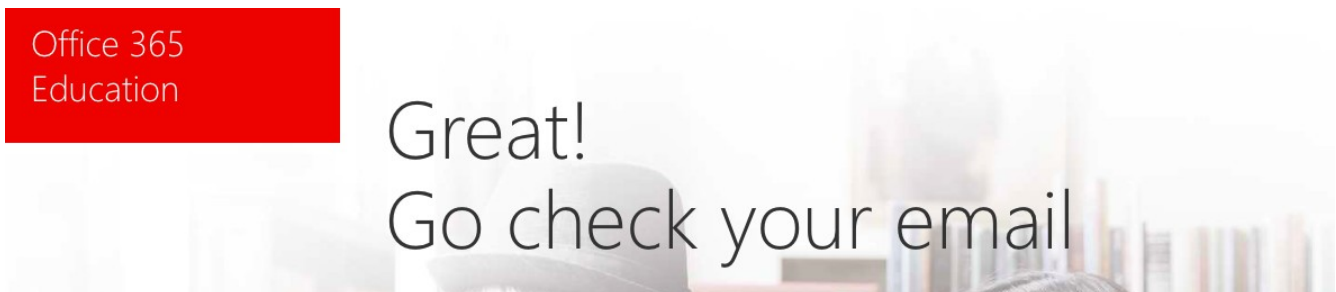


Setting Up Microsoft Office for Avery County Schools

1. Visit [this link](#) and enter your complete Avery County Schools email address.



2. Open your Avery County Schools email account. You should see an email from Microsoft Office 365. Open it, then follow the link to complete setup.



We received a request from learninglab@averyschools.net to sign up for Office 365 Education. To finish signing up, click this link:

[Complete Office 365 Education signup](#)

Or copy and paste the following link into your browser: [COMPLETE Office 365 Education SIGNUP
https://portal.office.com/Start/Confirm?Token=YueFCBdnnuWfHqGbyCtZfek%2frPTTIZJ2VM53bL4VMCPbruwhGsuvtoGKPy8CxH%2bopB5DHoKwrTZShfFdKP6Q46WQmQQ0m9LaOS9Up11s6%2bUQs3bRee9Fkt1QT6gG8NdYi7wmWOp2zQksZM1hmRV0W%2bEf3DuYymc%2fNd4ZB%2bEMFU%3d&culture=en-US&sku=e82ae690-a2d5-4d76-8d30-7c6e01e6022e&ru=https://portal.office.com/](https://portal.office.com/Start/Confirm?Token=YueFCBdnnuWfHqGbyCtZfek%2frPTTIZJ2VM53bL4VMCPbruwhGsuvtoGKPy8CxH%2bopB5DHoKwrTZShfFdKP6Q46WQmQQ0m9LaOS9Up11s6%2bUQs3bRee9Fkt1QT6gG8NdYi7wmWOp2zQksZM1hmRV0W%2bEf3DuYymc%2fNd4ZB%2bEMFU%3d&culture=en-US&sku=e82ae690-a2d5-4d76-8d30-7c6e01e6022e&ru=https://portal.office.com/)

Didn't try to sign up for Office 365 Education? Don't worry. You can ignore this email. The request will be canceled automatically.

3. Enter your name and birthday into the form and click the Start button. **Note:** Microsoft requires you to be over 13 years old to use the service.

Office 365
Education

One last thing...

Sample

Student

.....

.....

Your date of birth

November 21 1963 ?

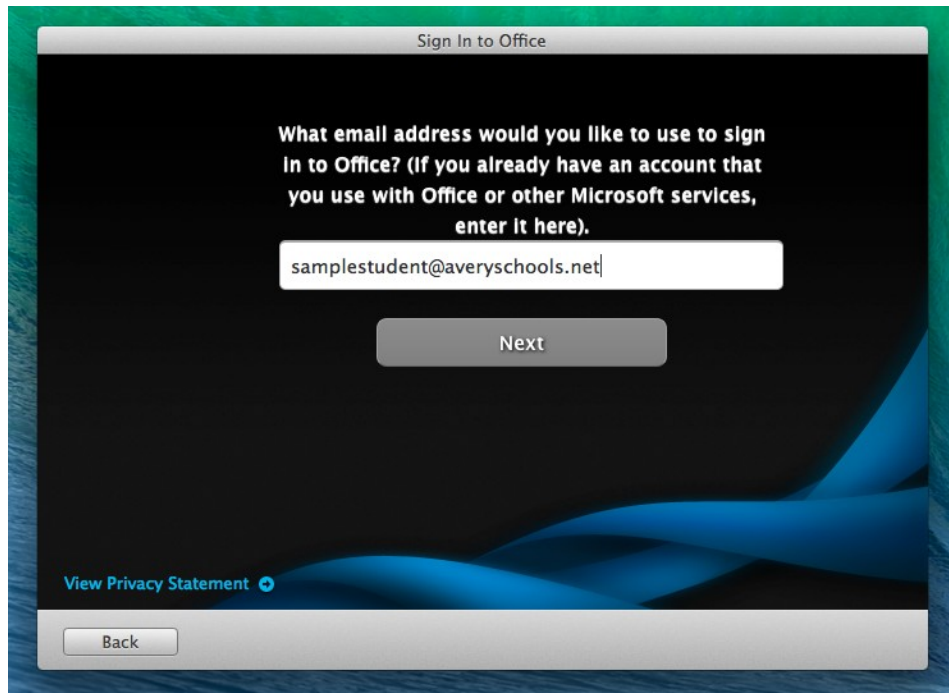
By choosing **Start**, you agree to our [terms and conditions](#) and understand that your name and email address will be visible to other people in your institution.
[Microsoft Privacy Policy](#)

Start ➔

4. Go to the FileWave Kiosk in the upper right-hand corner of your Mac and install Microsoft Office.
5. After the software installs, open one of the applications (Word, Excel, or PowerPoint). The first time you launch the app it will prompt you to enter a key or sign in. **Choose the option to sign in.**



6. Enter your email address and password when prompted.



7. You're all set! Enjoy your new copy of Microsoft Office.